



Floor Scrubber
175 RPM



Auto-scrubber
Rotary or cylindrical
Max 350 RPM



Mechanical cleaning disk
3M™ or equivalent colored disk




















Manual cleaning equipment
Microfiber mop
Dry dust mop



Walk-off mats
Needed at every entrance. They need to be cleaned on a regular basis.



Tables & chairs protection
Well maintained entrance will prevent scratches on the flooring.

		Equipment used	Cleaning products	Cleaning methods
FLOORS	Daily maintenance			To do as needed
	Manual cleaning	 	Neutral Cleaner	1-Sweep the surface 2-Wash with mop using cleaning solution 3-Rinse with clean water
	OR			
	Auto-scrub Floor Scrubber	     3M™ 5300 3M™ 5100	Neutral Cleaner or Clean water ¹	To do as needed 1-Sweep the surface 2-Scrub with water or solution 3-Rinse with clean water 4-Vacuum-up solution
	Regular maintenance	     3M™ 5300 3M™ 5100	Neutral Cleaner	Once every 2 weeks 1-Sweep the surface 2-Scrub with solution 3-Vacuum-up solution 4-Rinse with clean water
Initial cleaning and/or Periodic Deep Cleaning	     3M™ 5300 3M™ 5100	Neutral or Alkaline Cleaner pH must not exceed 11	Every 2 to 3 months 1-Sweep the surface 2-Scrub with solution (Turn-off vacuum) 3-Let solution dwell ± 5 minutes 4-Scrub again (Turn-on vacuum) 5-Rinse with clean water	
Optional: Floor Finish Application				
If a higher shine is desired consult Gerflor Technical Department for recommendations.				

¹Using clean water may not be efficient enough with some auto-scrubbers.

NOTE: These instruction must be adapted to the site conditions and traffic patterns observed for the different areas where the flooring is installed.

- Never use cleaners with pH higher than 11.
- The application of a floor finish is not required.
- There are many different cleaning products on the market, they are not all equally effective.
- Grits and sand will act as sandpaper on the surface and will eventually scratch the flooring.
- Rubber can permanently stain vinyl floor coverings. Use non-rubber floor protectors.

Following is a list of products recommended by the main manufacturers

Cleaning product Suppliers

XL North 1-888-530-2259
Diversey 1-800-558-2332
Hillyard 1-800-365-1555

Cleaning Products

[APC All Purpose Cleaner](#)
[Diversey Profi Neutral Cleaner](#)
[Citrus Scrub](#)

Other brands and products are available on the market.
Your supplier may have equivalent products to the ones recommended.
It is their responsibility to demonstrate the effectiveness of these products.

Never use household cleaning products, scouring pads, steel wool or any abrading product that could damage the surface of the flooring.

Gerflor USA, Inc.

595 Supreme Drive
Bensenville, IL 60106
Tel.: 1-877-437-3567

Gerflorusa.com